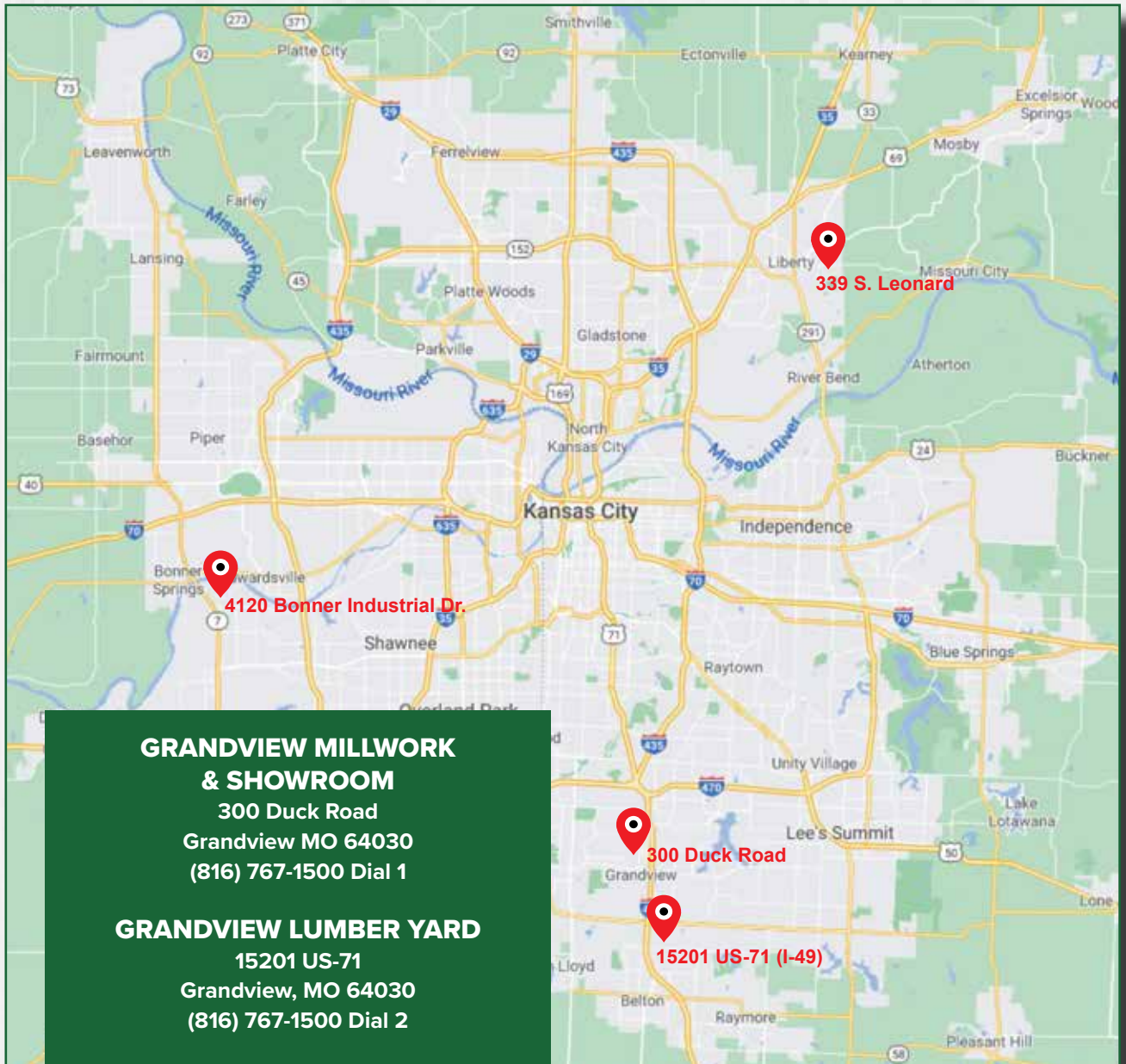




MEAD
LUMBER

VISIT ONE OF OUR KANSAS CITY LOCATIONS



GRANDVIEW MILLWORK & SHOWROOM

300 Duck Road
Grandview MO 64030
(816) 767-1500 Dial 1

GRANDVIEW LUMBER YARD

15201 US-71
Grandview, MO 64030
(816) 767-1500 Dial 2

LIBERTY LUMBER YARD

339 S. Leonard
Liberty, MO 64068
(816) 767-1500 Dial 3

BONNER SPRINGS LUMBER YARD

4120 Bonner Industrial Drive
Shawnee, KS 66226
(816) 767-1500 Dial 4

meadlumber.com





Table of Contents..... 1

Exterior Doors3-5

Stock Interior Doors.....14-16

Baseboards..... 17

Base Shoe & Caps, Panel Moulds,
 Stops, Chair Rail..... 18

Casings19

Crowns/Coves..... 20-21

Shiplaps, Outside Corners,
 Jams, T&G Paneling22

Flat Stock.....23

Stairway Anatomy 24-25

Handrails.....26

Stock Newels..... 27

Stock Iron Balusters..... 28-29

Stock Balusters30

Hardware - Schlage Locks..... 31

Resources.....32

Welcome to Mead Lumber!

Specializing in supplying lumber, trusses, windows, millwork, hardware, interior and exterior doors to residential and light commercial new construction in the Kansas City Metro area.

We strive to bring good quality and service to our customers.



Dawn Connors



TEXTURED FIBERGLASS

* CUSTOM SDL PATTERNS AVAILABLE



CCR205

3/0 6'8"



FCO809

3/0 6'8"




4 LT TX FBG MAH

3/0 6'8"



6 LT TX FBG MAH

3/0 6'8"



6 LT TX FBG MAH

3/0 8'0"



8 LT TX FBG MAH

3/0 8'0"

SMOOTH FIBERGLASS



S90

3/0 6'8"

* SDL options available



S200

3/0 6'8"



S205

3/0 6'8"




S210

3/0 6'8"



S220

3/0 6'8"



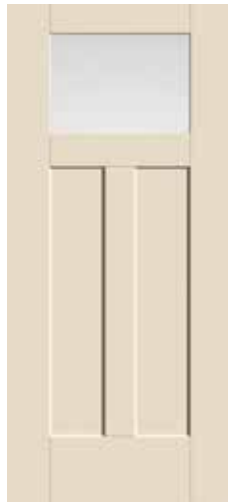
S1100

3/0 6'8"



S4800

3/0 6'8"



S2610-FFLE

3/0 6'8"



S118 Low-E

2/6 6'8"

2/8 6'8"

3/0 6'8"

* Blinds option available



S2000 Flush Glazed

2/8 6'8"

2/8 8'0"

3/0 6'8"

3/0 8'0"

STEEL DOORS



TS210

2/6 6'8"
 2/8 6'8"
 3/0 6'8"



205HD

3/0 6'8"



TS206 Low-E

2/8 6'8"
 3/0 6'8"



TS118 Low-E

2/6 6'8"
 2/8 6'8"
 3/0 6'8"



TS130 RL Blinds

2/6 6'8"
 2/8 6'8"
 3/0 6'8"



100SL Low-E Sidelight

1/0 6'8"



Clear DSSL Sidelight

1/0 6'8"



5-LT White DSSL Sidelight

1/0 6'8"

SIGNATURE COLLECTION

TIFFANY

Tiffany TDL 4LT 8/0 E-17



Signature Collection

Customer Favorites
 For Over 17 Years

The Signature Collection is a series of products our customers have consistently favored over the years. This collection of doors represents DSA's master crafted doors that will enhance the appeal of your home. The Signature Collection offers our broadest range of selections providing all the flexibility needed to make your dream entryway a reality. With 11 of our most beloved door styles in our high-quality wood species, the DSA Signature Collection provides styling choices, accessory options and sizing capabilities – all without the custom price.



dsadoors.com

SIGNATURE COLLECTION

BREEZEPORT

Breezport TDL 6LT 8/0 E-17



SIGNATURE COLLECTION

ALEXANDRIA

Alexandria TDL 4LT 8/0 E-03



MODERN COLLECTION

MILAN

Milan Solid Panel E-01



MARVIN 



**Windows and doors
for how you live.**

GERKIN COMFORT SERIES | VINYL WINDOWS & PATIO DOORS



Copyright – Kimberley Development / Burns Photography

COMMERCIAL

RESIDENTIAL

REMODEL

Why Gerkin?

At Gerkin, our mission is to design, manufacture and deliver the highest quality, most value priced window and door products available on the market today. In short, it is our intent to offer you the most for your money.

We blend new material technology with innovative manufacturing techniques. This allows us to create thermally efficient, low maintenance, consumer-friendly window and door products that enhance the beauty of your home or building project.

For more information about Comfort Series® vinyl windows and doors visit gerkin.com.



gerkin.com



To view our Comfort Series® images, visit our photo gallery at gerkin.com.

Product Gallery

With over 80 years of manufacturing experience and expertise, we bring you the quality, maintenance-free products you demand and deserve. Our vinyl windows are designed to be used in both new construction and replacement projects. We offer a variety of interior and exterior options and accessories to meet your specific product needs.

Every home deserves a personal touch. That's why Gerkin makes an entire line of specialty-shaped and detailed windows. Our products allow you to express your individuality and make your home unique.



GERKIN RHINO SERIES | ALUMINUM WINDOWS & PATIO DOORS



Copyright – Brown Wegher Construction

58F

The 58F series offers a great alternative to storefront systems. We have designed this window to look like storefront but offer superior thermal performance, water resistance and air infiltration. The 58F is capable of meeting Energy Star specifications in all climate regions with our standard LoE glass. Our quality and performance is superior to storefront because we build and glaze our windows completely in our climate-controlled factory and not outdoors on the job site.



COMMERCIAL

RESIDENTIAL

REMODEL

Product Gallery

Stringent product testing and innovative design have allowed our products to evolve as market and consumer needs change. We have several commercial window styles and a patio door in the Rhino line. Our Rhino family consists of a commercial horizontal slider, casement, single hung, double hung, hopper, awning, fixed and a patio door. Each Rhino window reflects the design and manufacturing expertise we've implemented over the years.



To view our Rhino® Series images, visit our photo gallery at gerkin.com.

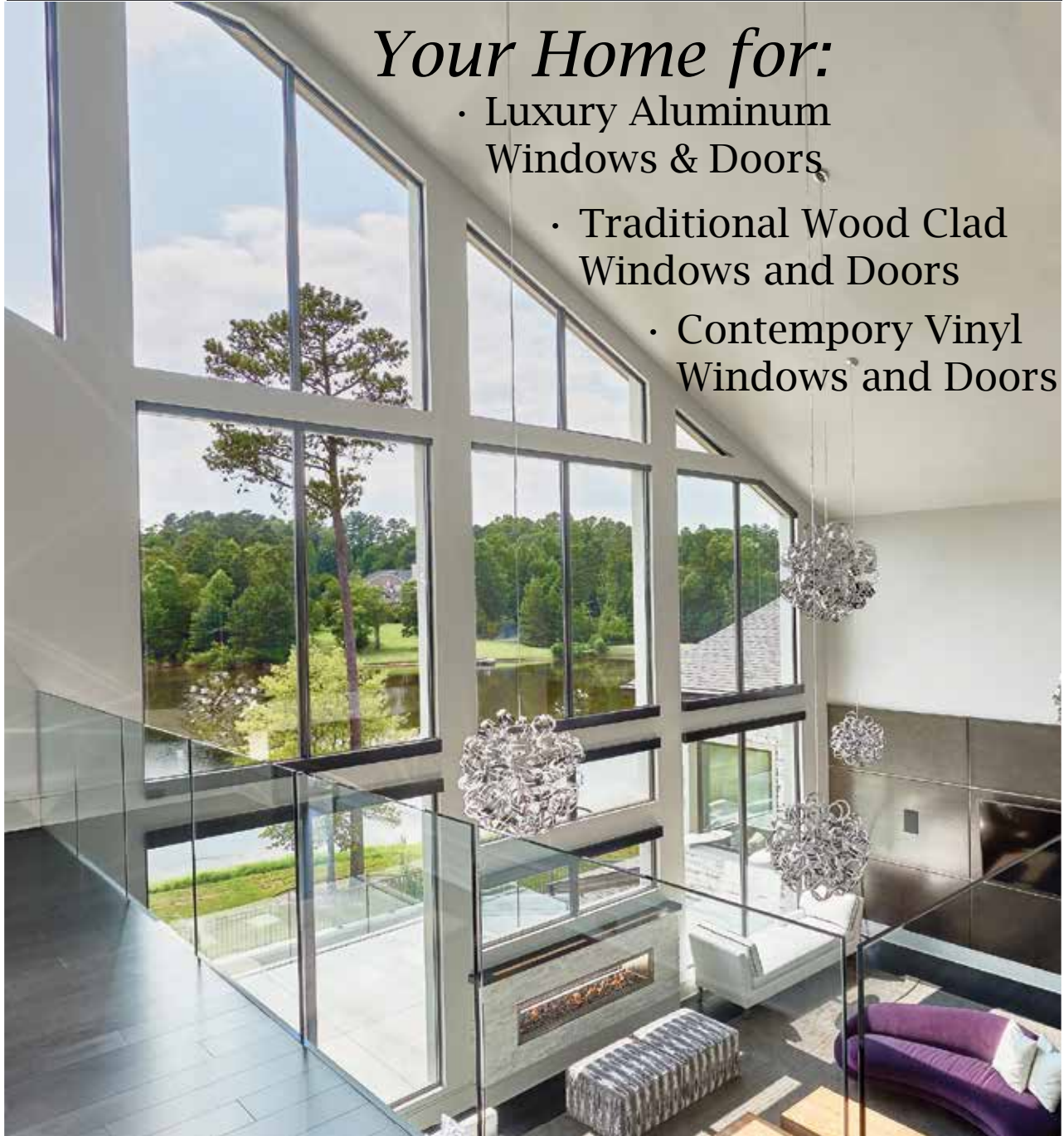


QUAKER

RESIDENTIAL WINDOWS & DOORS

Your Home for:

- Luxury Aluminum Windows & Doors
- Traditional Wood Clad Windows and Doors
- Contemporary Vinyl Windows and Doors



www.quakerwindows.com



Introducing the Origin Bi-Fold Door...



Custom to you – with Origin, the only limit is your imagination



Hurricane Rated – The Origin Bi-Fold Door has been engineered to such high standards that it is one of the select few doors of its kind to pass Florida’s rigorous High Velocity Hurricane Zone (HVHZ) testing standards.



Thermal Performance – Origin Bi-Fold Doors have optimum thermal efficiency, with a certified U-Factor as low as 0.28, meaning reduced energy bills and rooms become usable all year round.



10 year warranty – to stand the test of time. The Origin Bi-Fold Door has been engineered to perform and built to last.

Door Types:



Bi-fold Door

Origin Bi-Fold Doors come in configurations ranging from two to eight door sets, creating an entirely new living space.



Corner Sets

For times when conventional door sets just won’t do. Corner bi-fold doors allow for a point of light in a previously shaded corner.



French Door

Great for areas where space is a premium, hinged to open a full 180 degrees, they can be manufactured to open inwards or outwards to maximise on space.



Single Door

The single door option consists of the same slim profile as our bi-folding doors, and can be used as a side exit door or utility door.

Doors

Introducing the Origin Window...



Every Window is completely custom, precisely tailored to the exact size, configuration and color.



Ultra Secure – Built with the highest grade stainless steel hinges capable of carrying exceptionally heavy loads, exceeding above and beyond the standardized test. Impenetrable crimped frames and locking handles make the Origin Window one of the most secure on the market.



Thermal Performance – The Origin Window has been designed to keep the elements out to keep homes at a ‘just right’ temperature all year round. Upgrade to the revolutionary Aerogel to achieve a U-Factor as low as 0.16.



10 year warranty – built to last. The Origin Window faces rigorous quality testing, engineered to perform and built to last.

Window Types:



Casement window

The Origin Casement Window opens from the side, pivoting up to 90degrees. Windows can be coupled together, allowing for more light.



Awning window

The Origin Awning is an outward opening window that pivots out on friction stay hinges, designed, tested and qualified to withstand high pressure.



Fixed frame

A simple, clean solution for windows that do not require opening or ventilation. A stylish way to let large amounts of light into a property.



Transom

Add a new dimension to the grand entrance to your home and bring an abundance of light.

Windows



**WEATHER
 BARR™**
 WINDOWS & DOORS
BUILT FOR GENERATIONS



Harry G. Barr Co. Downtown Fort Smith, Ark. – 1938

FOR GENERATIONS

For over 70 years the Harry G. Barr Company has provided the highest quality building materials available. A product is only as good as the quality of the company that stands behind it. Since 1934 the Harry G. Barr Company has proudly stood behind every product it has produced. Opened as a family business, the high ideals and strong business ethics that helped grow the company continue today through the third generation of family ownership and management.

WeatherBarr windows are the best choice, either for your new home, or to replace the leaky, worn out windows in your existing home. They're built to make your home more comfortable, more beautiful, and provide substantial energy savings not just now, but for many years to come. All WeatherBarr windows come with a limited lifetime warranty. Not many lifetime warranties are backed up by a company that's actually been around a lifetime.

SOLID COLOR

WeatherBarr Windows expands the typical base color palette to include **beige, white, and clay**. These base colors permeate the vinyl for a scratch and wear resistant finish. Beige and white can also be coated with ColorGARD Exterior Surface Coating (ESC) Standard or Premium colors for a stunning exterior look.



BEIGE

WHITE

CLAY



EASY CLEANING

Double hung top and bottom sashes tilt in for safe and easy cleaning from within the home, while the unique brake system keeps the sash in place. Single hung bottom sashes tilt in. Slider panels lift out from inside the home, making cleaning safe and easy. Our optional window grids are sealed between the glass so they will never collect dust.

- Both top and bottom sash tilt in for easy cleaning.
- Unique brake system locks sash firmly in place.
- Cleaning your windows is as easy as wiping off your kitchen table.

1-3/8" 6/8 HOLLOW CORE DOORS – FLAT PANEL**Aberdeen Smooth****Mercer Smooth**

*Also available in 8/0

**Whitman Smooth****Winthrop Smooth****Yarrow Smooth**

1-3/8" 6/8 HOLLOW CORE DOORS – RAISED PANEL

Riverside Raised Smooth



6 Panel Smooth



Carrara Smooth




Cheyenne Smooth



Roman Smooth

PINE DOORS



1-Lite Clear
2/0, 2/4, 2/6, 2/8 & 3/0



1-Lite Frosted
2/0 & 2/4



V-Groove
2/0, 2/4, 2/6, 2/8 & 3/0



10-Lite
2/0 & 2/4



15-Lite
2/6, 2/8 & 3/0



BASEBOARDS



634
 $\frac{3}{8}'' \times 3\frac{1}{4}'' \times 16'$
620
 $\frac{9}{16}'' \times 4\frac{1}{4}'' \times 16'$
 RFJ



430
 $1\frac{3}{32}'' \times 4\frac{1}{4}'' \times 16'$
 RFJ



432
 $1\frac{3}{32}'' \times 5\frac{1}{4}'' \times 16'$
 RFJ



658
 $\frac{9}{16}'' \times 5\frac{1}{4}'' \times 16'$
 RFJ



422
 $\frac{9}{16}'' \times 5\frac{1}{4}'' \times 16'$
 RFJ



647
 $\frac{9}{16}'' \times 5\frac{1}{4}'' \times 16'$
 RFJ



BASE SHOE & CAPS



126
 $\frac{1}{2}'' \times \frac{3}{4}'' \times 8-16'$
 PIN PFJ BIR O WO



128
 $\frac{7}{16}'' \times \frac{3}{4}'' \times 8-16'$
 PIN PFJ




167
 $\frac{3}{4}'' \times 1'' \times 8-16'$
 PIN



163
 $\frac{1}{16}'' \times 1\frac{3}{8}'' \times 8-16'$
 BIR PIN

PANEL MOULDS



183
 $\frac{9}{16}'' \times 1\frac{1}{8}'' \times 8-16'$
 PIN RFJ



182
 $1\frac{1}{16}'' \times 1\frac{5}{8}'' \times 8-16'$
 PIN RFJ



254
 $\frac{1}{2}'' \times \frac{3}{4}'' \times 8-16'$
 PIN



876
 $\frac{7}{16}'' \times 1\frac{3}{8}'' \times 7-16'$
 PIN



936
 $\frac{7}{16}'' \times 1\frac{3}{8}'' \times 7-16'$
 PIN

STOPS



CHAIR RAIL



390
 $1\frac{1}{16}'' \times 2\frac{5}{8}'' \times 8-16'$
 PIN

CASINGS



347

5/8" x 2 1/4" x 14'



356

5/8" x 2 1/4" x 14'



453

17/32" x 2 1/4" x 16'



444

1 1/16" x 3 1/4" x 16'



447

1 1/16" x 3 1/4" x 16'



433

1 1/16" x 3 1/4" x 16'



421

1 1/16" x 3 1/4" x 16'



CROWNS/COVES



85
 $\frac{9}{16}'' \times 1\frac{3}{4}'' \times 8-16'$

84
 $\frac{9}{16}'' \times 2\frac{1}{4}'' \times 8-16'$
 PIN



52
 $\frac{9}{16}'' \times 2\frac{3}{4}'' \times 16'$
 PIN



51
 $\frac{1}{2}'' \times 3\frac{1}{4}'' \times 16'$
 PFJ KAD RFJ BIR PIN O



81
 $\frac{9}{16}'' \times 3\frac{1}{4}'' \times 16'$
 RFJ PIN



88
 $\frac{11}{16}'' \times 4\frac{1}{4}'' \times 16'$
 RFJ PIN



314CFT
 $\frac{1}{2}'' \times 3\frac{1}{4}'' \times 16'$

414CFT
 $\frac{17}{32}'' \times 4\frac{1}{4}'' \times 16'$
 RFJ



2003
 $\frac{25}{32}'' \times 3\frac{3}{8}'' \times 16'$
 RFJ




2004
 $\frac{11}{16}'' \times 4\frac{3}{4}'' \times 16'$

260
 $\frac{11}{16}'' \times 5\frac{11}{16}'' \times 16'$
 RFJ

CROWNS/COVES



48
 $\frac{9}{16}'' \times 4\frac{1}{4}'' \times 16'$
 RFJ PIN KAD BIR



PB414
 $\frac{17}{32}'' \times 4\frac{1}{4}'' \times 16'$
 RFJ



46
 $\frac{9}{16}'' \times 5\frac{3}{16}'' \times 16'$
 PIN

INSIDE CORNERS



93
 $\frac{3}{4}'' \times \frac{3}{4}'' \times 8-16'$
 PIN BIR POP O



94
 $\frac{11}{16}'' \times 1\frac{1}{8}'' \times 8-16'$
 PIN

BACKBANDS



280
 $\frac{21}{32}'' \times 1\frac{1}{32}'' \times 8-16'$
 PIN



281
 $\frac{21}{32}'' \times 1\frac{3}{32}'' \times 8-16'$
 PIN

QUARTER ROUND & CLOSET ROUND



108
 $\frac{1}{2}'' \times \frac{1}{2}'' \times 8-16'$

105
 $\frac{3}{4}'' \times \frac{3}{4}'' \times 8-16'$

110
 $\frac{1}{4}'' \times \frac{1}{4}'' \times 8-16'$
 PIN



233
 $1\frac{5}{16}'' \times 1\frac{5}{16}'' \times 8-16'$
 PIN

BIR BIRCH
 O RED OAK
 POP POPLAR
 PFJ PRIMED FJ PINE
 RFJ RAW FJ
 PIN PINE

SHIPLAPS

399188 3/4" x 7 1/4" x 16' MDF / UL	571801 5/8" x 7 1/8" x 10-16' KPN	16FJPSHIPLAP 9/16" x 5 3/8" x 16' PFJ
--	--	--

OUTSIDE CORNER

205 1 1/8" x 1 1/8" x 8-16' PIN	202 1 1/8" x 1 1/8" x 8-16' PIN O	202 1 1/8" x 1 1/8" x 8-16' BIR
--	--	--

JAMBS

62045 1 11/16" x 5 1/8" x 8 11/16" RFJ PIN	4916 1 1/16" x 4 9/16" x 8 11/16"	62010 1 1/16" x 4 9/16" x 17'	62041 1 1/16" x 6 9/16" x 8 11/16" 1 1/16" x 6 9/16" x 17' RFJ
---	---	---	--

T & G PANELING

561601 5/8" x 5 5/16" x 10-16' KPN	16PTG 1/2" x 5 1/2" x 16' PFJ
---	--

STOCK - SHELVING, STAIR TREADS, DIMENSIONAL LUMBER, PLYWOOD

PARTICLE BOARD SHELVING	
	12'
12"	x
16"	x
24"	x

STAIR TREADS	
	12"
7'	x
9'	x

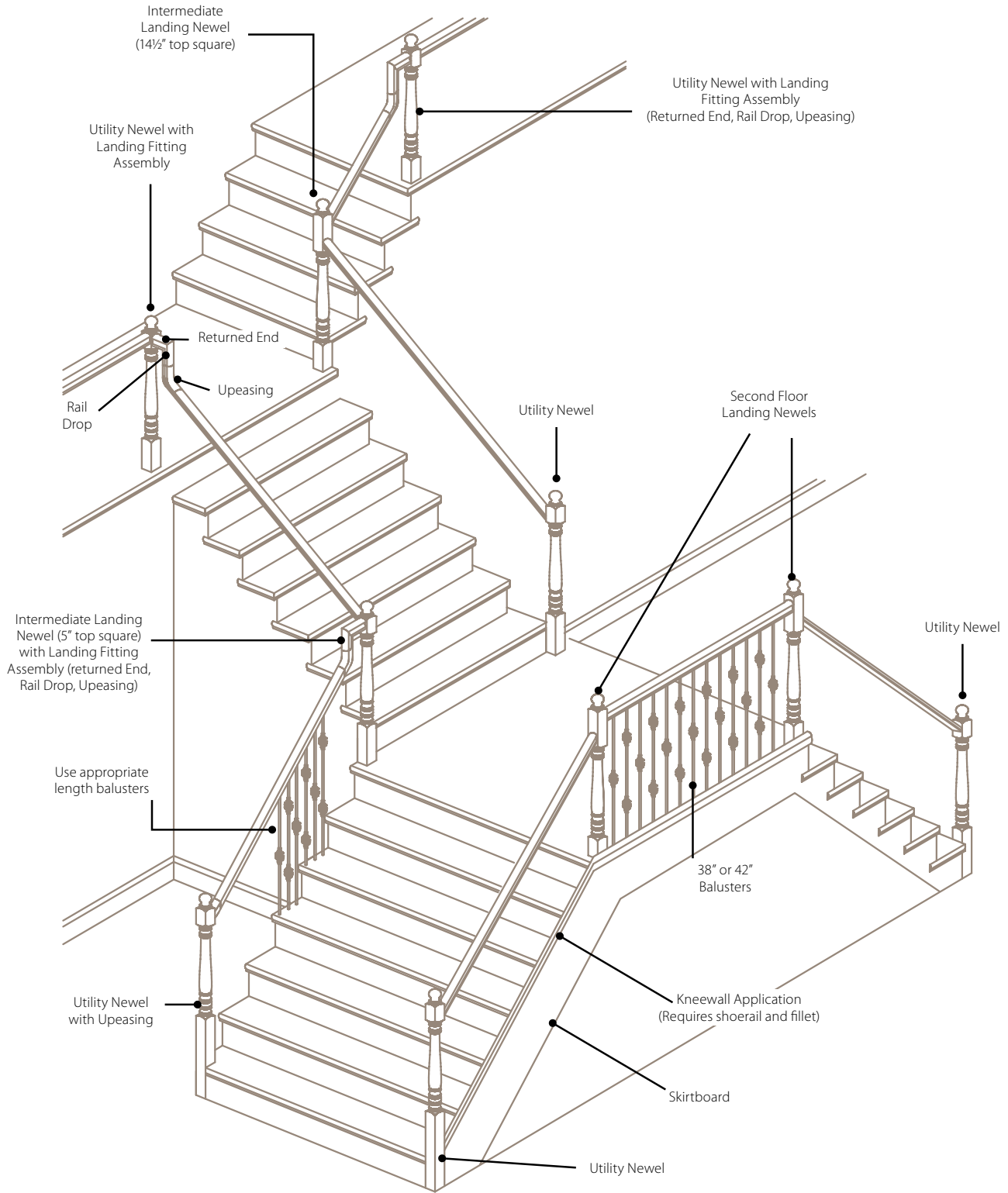
STOCK DIMENSIONAL LUMBER			
Length	Size	Grade	Misc.
Poplar			
random	1x4,1x6,1x8,1x12		S4S
Radiata Pine			
random	1x4,1x6,1x8,1X12	C select	S4S
FJ Pine			
16'	1x2,1x4,1x6,1x8,1X12	FJ Pine	S4S
Ponderosa Pine			
16'	1x4,1x6,1x8,1X12	#2	S4S
Red Oak			
random	1x4,1x6,1x8,1X12		S4S
White Oak			
random	1x4,1x6,1x8,1X12		S4S
Soft Maple			
random	1x4,1x6,1x8,1X12		S4S
Knotty Alder			
random	1x4,1x6,1x8,1X12		S4S
Hickory			
random	1x4,1x6,1x8,1X12		S4S

INTERIOR JAMB STOCK	
WIDTH	LENGTH
Finger Joint - Raw	
4-9/16"	R/L 6/8 Legs
6-9/16"	R/L
MDF	
4-9/16"	R/L
Finger Joint - Primed	
4-9/16"	R/L 6/8 Legs
6-9/16"	Legs Only
Clear Pine	
4-9/16"	R/L 6/8 Legs
6-9/16"	6/8 Legs Only

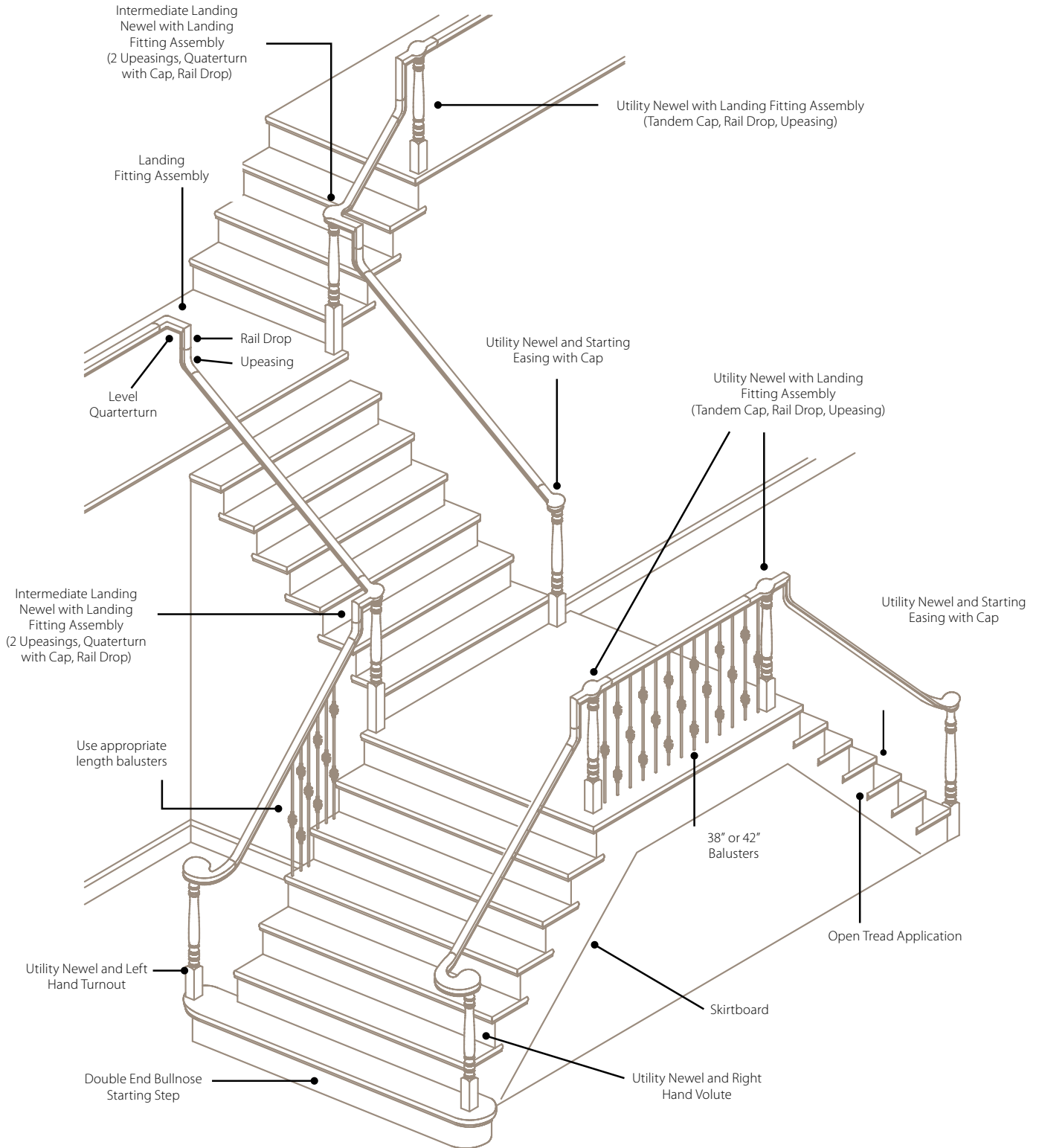
RAW MDF	
	16'
4"	x
6"	x
8"	x
12"	x

STOCK PLYWOOD/PANELS					
Thickness	Size	Grade	Core	Veneer	Misc.
Birch					
1/4"	4x8	B2	Domestic	rotary	WPF
1/2"	4x8	B2	Domestic	rotary	WPF
3/4"	4x8	B2	Domestic	rotary	WPF
3/4"	4x10	B2	Domestic	rotary	WPF
5.2mm (1/4")	4x8	D2	Import	rotary	WPF
18mm (3/4")	4x8	D2	Import	rotary	WPF
1/8"	4x8		Bending	Birch	
Red Oak					
1/4"	4x8	B2	Domestic	rotary	WPF
1/2"	4x8	B2	Domestic	rotary	WPF
3/4"	4x8	B2	Domestic	rotary	WPF
White Oak					
1/4"	4x8	B2	Domestic	rotary	WPF
1/2"	4x8	B2	Domestic	rotary	WPF
3/4"	4x8	B2	Domestic	rotary	WPF
Hickory					
1/4"	4x8	B2	Domestic	rotary	WPF
3/4"	4x8	B2	Domestic	rotary	WPF
Knotty Alder					
1/4"	4x8		Combicore		
3/4"	4x8		Combicore		
MDF					
1/4"	4x8				
1/2"	4x8				
3/4"	4x8				
3/4"	4x10				
Beaded PLY					
3/16"	4x8		MDF	Primed	2" oc primed
3/8"	4x8		VC	Pine	2" oc

POST TO POST STAIRWAY ANATOMY



OVER THE POST STAIRWAY ANATOMY





6010 Non-Plowed
 2 1/4" x 2 3/8" x 12' / 16'

MAP POP O



6010 Plowed
 2 5/8" x 2 3/8" x 12' / 16'

MAP POP O



6010 Bending Rail
 2 1/4" x 2 3/8" x 12' / 16'

MAP O



6100 Non-Plowed
 2 1/4" x 1 19/32" x 12' / 16'

MAP WO



6210 Non-Plowed
 2 5/8" x 2 3/8" x 12' / 16'

MAP O



6210 Plowed
 2 5/8" x 2 3/8" x 12' / 16'

MAP O



6840 Non-Plowed
 2 1/2" x 1 5/8" x 12' / 16'

MAP WO



Dawn Conners



231
 1 7/16" x 1 5/8" x 16'
 PIN

OVER THE POST



4015
3" x 44"

MAP O



4001
3 1/2" x 58"

WO



4005
3 1/2" x 56"

MAP POP O

POST TO POST



4006
3 1/2" x 66"

MAP



4042
3" x 52"

MAP O



4045
3" x 59"

MAP O



BOX NEWELS



4075
3" x 66"

MAP POP O



4091
5 1/2" x 54"

MAP POP O

MAP MAPLE O RED OAK POP POPLAR WO WHITE OAK



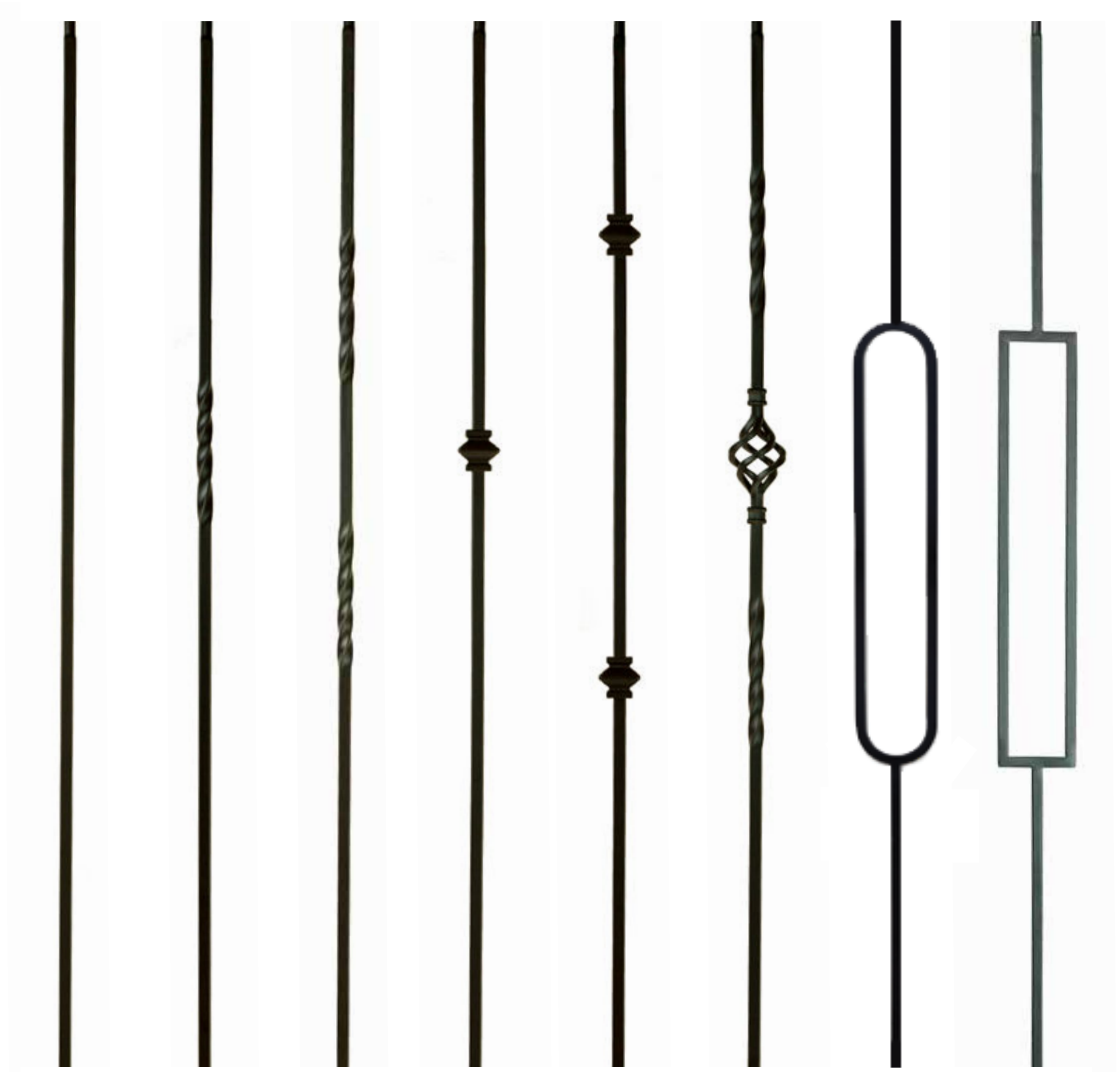
BLK
 Flat
 Black



SAT
 Satin
 Black



IN STOCK: BLK, SAT



Plain Bar
BLK-SAT

1 Twist
BLK

2 Twist
BLK

1 Knuckle
BLK

2 Knuckle
BLK

1 Basket
BLK-SAT

M437
SAT

M435
SAT

BLK (Flat Black) SAT (Satin Black)



2995 M90
 $\frac{9}{16}$ " x 44"
 SAT



5060-PR
 1 $\frac{1}{4}$ " Primed



5360-PR
 1 $\frac{3}{4}$ " Primed



M-06 Flat Shoe
 BLK-SAT



PSH-02 Pitch Shoe
 BLK-SAT



Adjustable Knuckle
 BLK

BLK (Flat Black) SAT (Satin Black)

HANDLESET



Century 619



Century 622



Barcelona 619



Barcelona 716



Plymouth 619



Plymouth 622

KNOBS



Dexter Stratus 619



Dexter Stratus 716



Plymouth 619



Plymouth 622

LEVERS



Solstice 619



619 – Satin Nickel



622 – Matte Black



716 – Aged Bronze



Solstice 622





ONE YEAR LIMITED WARRANTY

Mead Lumber guarantees and warrants, subject to the conditions and restrictions stated below, that the products, and component parts thereof, purchased from a Mead Lumber millwork facility shall be free from any defects in materials and workmanship for one (1) year from the original date of purchase. Should any such product or component part be proven to be defective during this one (1) year period, Mead Lumber shall, at Mead Lumber's sole option, either 1) repair any such product without charge; 2) furnish a replacement product or component, without charge, and ship freight prepaid to the person making the warranty claim; or 3) refund the original purchase price of the defective product or component. IN NO EVENT SHALL Mead Lumber PAY FOR THE COST OF LABOR, INSTALLATION OR FINISHING OF EITHER THE ORIGINAL OR REPLACEMENT PRODUCT OR ANY REPLACEMENT PART, OR FOR ANY OTHER INCIDENTAL COSTS RELATED THERETO.

This warranty is valid only when products covered by this warranty are installed, finished and maintained according to Mead Lumber's and the manufacturer's written finishing and/or installation instructions. This warranty does not cover 1) products or component parts which have been damaged by abnormal use or stress, 2) products or component parts which have been subjected to negligent operation, 3) damage to screen or glass, 4) damage resulting from improper installation, or 5) damage caused by fire, flood, earthquake, storm, tornado, or other acts of nature or any other cause beyond the control of Mead Lumber.

THIS WARRANTY IS EXCLUSIVE AND IS GIVEN AND ACCEPTED IN LIEU OF ANY AND ALL OTHER WARRANTIES EXPRESSED OR IMPLIED, INCLUDING WITHOUT LIMITATION, ANY IMPLIED WARRANTY OF MERCHANTABILITY OR FITNESS FOR A PARTICULAR PURPOSE AND ALL OTHER REMEDIES, THESE ARE THE ONLY REMEDIES OF BUYER FOR ANY BREACH OF WARRANTY OR ANY OTHER CLAIM. Mead Lumber'S TOTAL LIABILITY ARISING OUT OF THE SUPPLYING OF THE PRODUCTS AND COMPONENTS WHETHER ON WARRANTIES OR CLAIM OF NEGLIGENCE, OR OTHERWISE, SHALL NOT IN ANY CASE EXCEED THE COST PAID BY THE BUYER TO Mead Lumber FOR THE PRODUCTS AND COMPONENTS AND IN NO CASE SHALL Mead Lumber BE LIABLE TO BUYER OR ANY THIRD PARTY FOR ANY INCIDENTAL, CONSEQUENTIAL OR SPECIAL DAMAGES. EXCEPT AS EXPRESSLY CONTAINED HEREIN WITH RESPECT TO PRODUCTS IT SELLS IN THE EVENT STATE LAW PRECLUDES EXCLUSION OR LIMITATION OF IMPLIED WARRANTIES, THE DURATION OF ANY SUCH WARRANTY AND THE TIME AND MANNER OF PRESENTING ANY CLAIM THEREON SHALL BE THE SAME AS THAT PROVIDED IN THIS LIMITED WARRANTY.

Claims under this warranty must be made in writing prior to the expiration of the one (1) year warranty period and prior to the beginning of any repair work by your local Mead Lumber millwork division that supplies the product or component part. Written claims must detail the original date of purchase, nature of the problem and the name, address and telephone number of the person making the warranty claim. No warranty claim shall be considered properly made unless it contains the foregoing in writing and is received by Mead Lumber prior to the expiration of the one (1) year warranty period. Mead Lumber reserves the right to have any of its products, alleged to be defective, field inspected by a Mead Lumber representative. No contractor, dealer, or representative of Mead Lumber has the authority to change or modify this warranty, either orally or in writing, in any respect.

WARNING: Products sold by Mead Lumber may contain components manufactured with urea formaldehyde resin and, if so, will release small quantities of formaldehyde. Formaldehyde levels in the indoor air can cause temporary eye and respiratory conditions or allergies. Ventilation will reduce indoor formaldehyde levels. To the best of Mead Lumber's knowledge, all Mead Lumber products are in compliance with any applicable state and general requirements relating to safety levels for urea formaldehyde emissions.

This limited warranty is effective for all products sold by Mead Lumber millwork divisions after October 1, 2007, and all previous warranties shall be considered null and void as to such products.

SPECIFICATIONS

Measurements shown for certain items are descriptive only and there may be variations in size in certain items because of industry wide or local trade practices and variations among suppliers. In the event that an exact size is needed to meet a specification, you should contact your local Mead Lumber representative to be sure the item will meet such specification.

PRODUCT MODIFICATIONS

We reserve the right to make changes, without notice, in materials and specifications or to discontinue any item or items.

**GRANDVIEW MILLWORK
& SHOWROOM**

300 Duck Road
Grandview MO 64030
(816) 767-1500 Dial 1

GRANDVIEW LUMBER YARD

15201 US-71
Grandview, MO 64030
(816) 767-1500 Dial 2

LIBERTY LUMBER YARD

339 S. Leonard
Liberty, MO 64068
(816) 767-1500 Dial 3

BONNER SPRINGS LUMBER YARD

4120 Bonner Industrial Drive
Shawnee, KS 66226
(816) 767-1500 Dial 4



meadlumber.com